

# Smart Jobsite account : Login / Signup / Reset password

- [Create a Smart Jobsite account from the Revit Add-on](#)
- [Log in to the Smart Jobsite For Revit Add-on](#)
- [Reset your Smart Jobsite password from the Revit Add-on](#)

# Create a Smart Jobsite account from the Revit Add-on

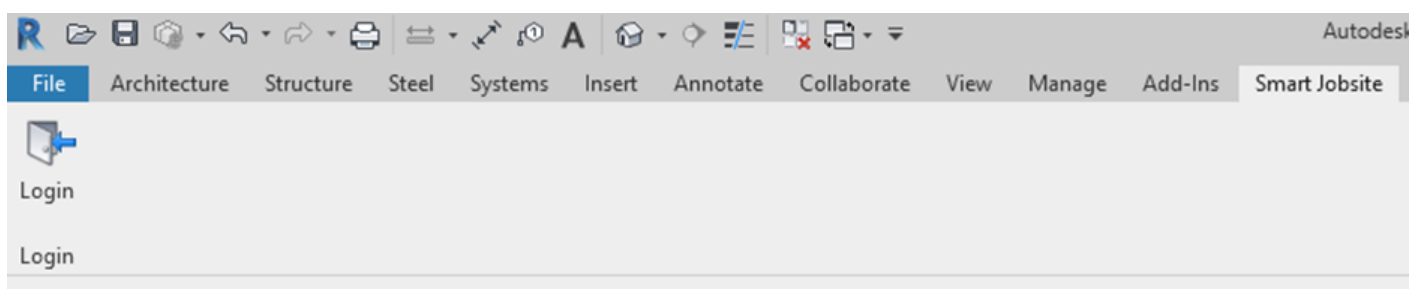
## How to create a Smart Jobsite account from the Revit Add-on ?

Your Smart Jobsite account can be used to connect to the website, the mobile app and the Revit add-on.

If you already signed up on the website or the mobile app you don't need to create a new account

You first have to install the Smart Jobsite For Revit Add-on. Then from Revit you need to open a project.

You will have access to the "Smart Jobsite" tab.  
Click on the "Login" button.



The following panel will open



To create an account click on "I don't have an account" the following panel will open

R Authentication

×

<

SMART  
JOBSITE

PLAN  
MANAGE  
REPORT

First Name

Last Name

Email

Password

Sign Up



Enter your "First Name", "Last Name", "Email", "Password" and click on "Sign Up"

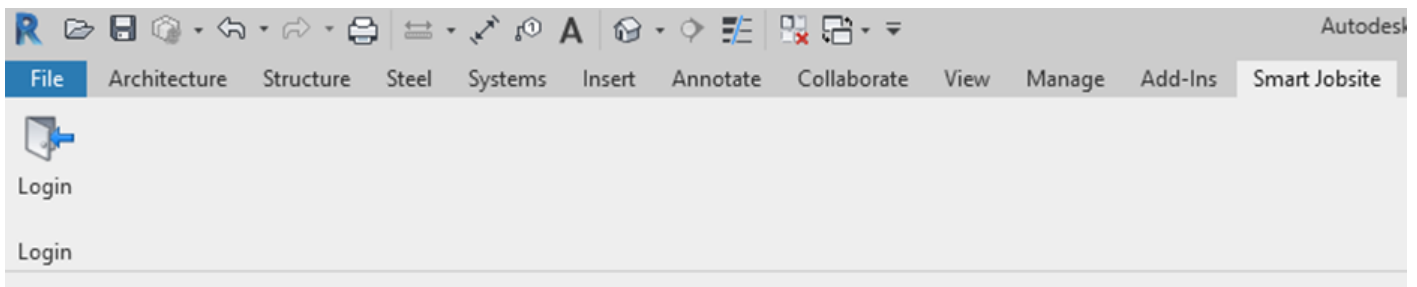
# Log in to the Smart Jobsite For Revit Add-on

## How to log in to the Smart Jobsite for Revit Add-on ?

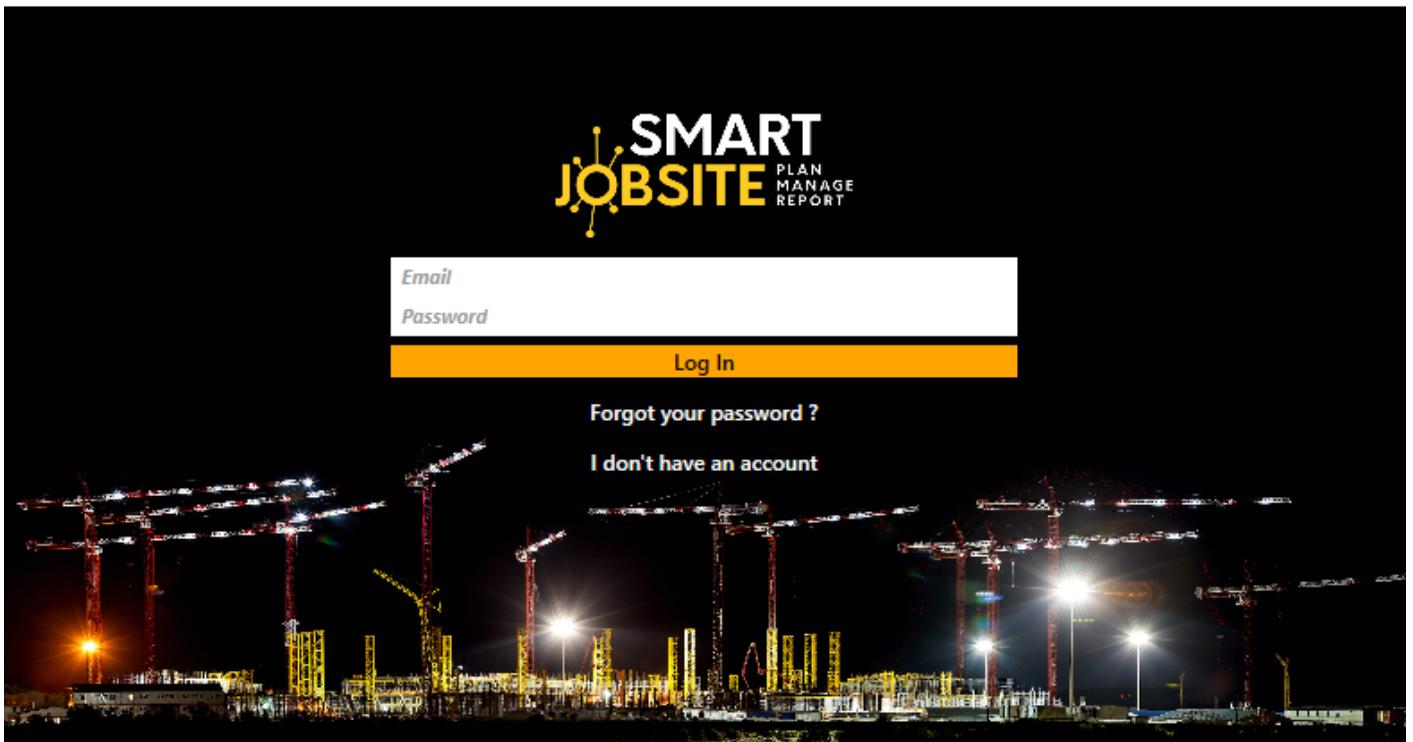
Your Smart Jobsite account can be used to connect to the website, the mobile app and the Revit add-on.  
If you already signed up on the website or the mobile app you don't need to create a new account

You first have to install the Smart Jobsite For Revit Add-on. Then from Revit you need to open a project.

You will have access to the "Smart Jobsite" tab.  
Click on the "Login" button.



The following panel will open



To log in enter your email and password and click on "Log In"

# Reset your Smart Jobsite password from the Revit Add-on

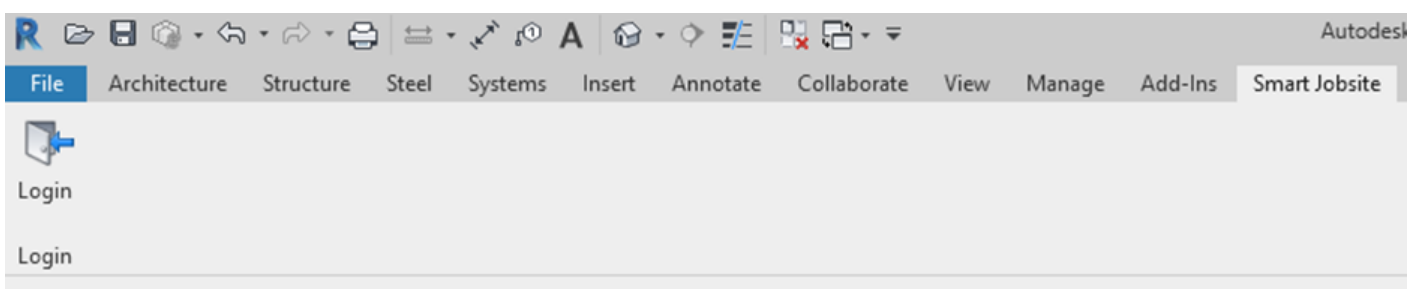
## How to log in to the Smart Jobsite for Revit Add-on ?

Your Smart Jobsite account can be used to connect to the website, the mobile app and the Revit add-on.

If you already signed up on the website or the mobile app you don't need to create a new account

You first have to install the Smart Jobsite For Revit Add-on. Then from Revit you need to open a project.

You will have access to the "Smart Jobsite" tab.  
Click on the "Login" button.



The following panel will open



To reset your password click on "Forgot you password" the following panel will open

Authentication

SMART  
JOBSITE

PLAN  
MANAGE  
REPORT

Email

Reset Password

Enter your "Email" and click on "Reset Password". An email will be send to you with a process to reset your password from the Smart Jobsite website.