

Create a Smart Jobsite account from the Revit Add-on

How to create a Smart Jobsite account from the Revit Add-on ?

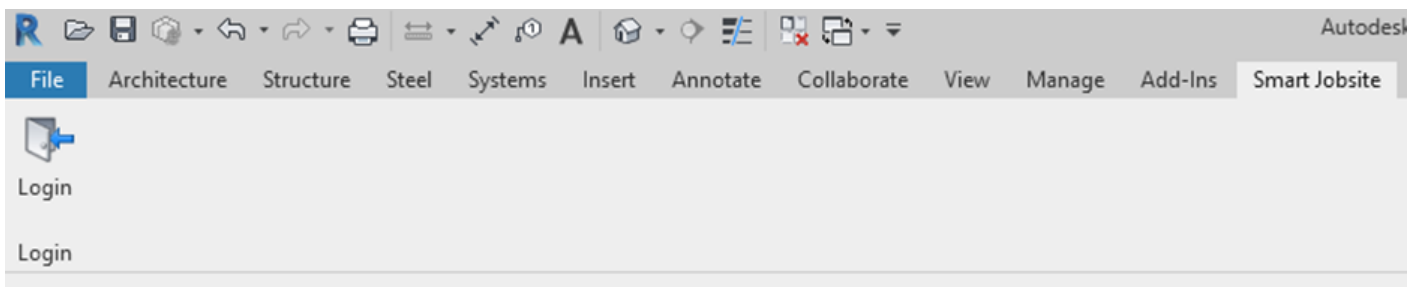
Your Smart Jobsite account can be use to connect to the website, the mobile app and the Revit add-on.

If you already signup on the website or the mobile app you don't need to create a new account


You first have to install the Smart Jobsite For Revit Add-on. Then From revit you need to open a project.

You will have access to the "Smart Jobsite" tab.

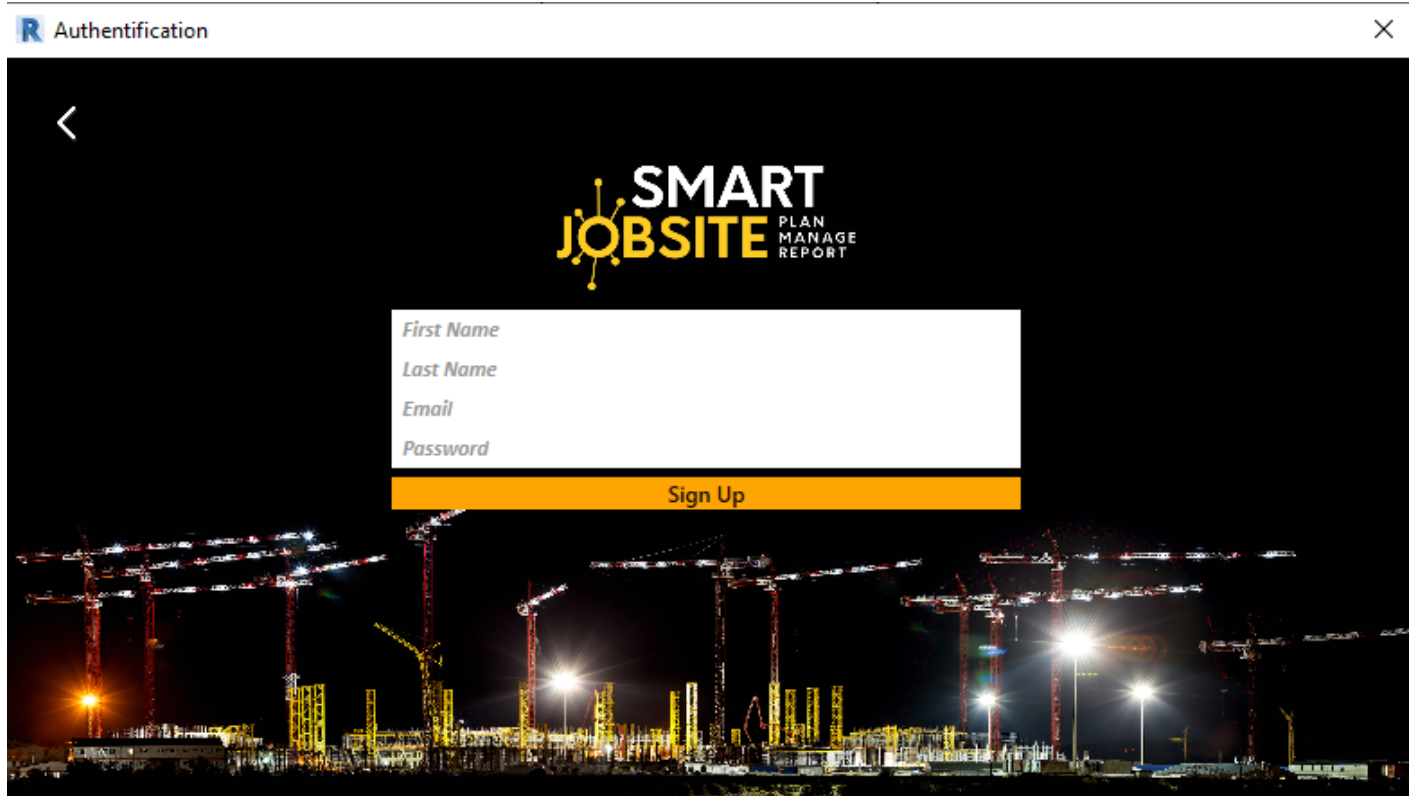
Click on the "Login" button.



The following panel will open



To create an account click on "I don't have an account" the following panel will open



Enter your "First Name", "Last Name", "Email", "Password" and click on "Sign Up"

Revision #4

Created 2020-12-01 19:42:10 UTC by Kevin

Updated 2020-12-02 09:32:26 UTC by Chakib