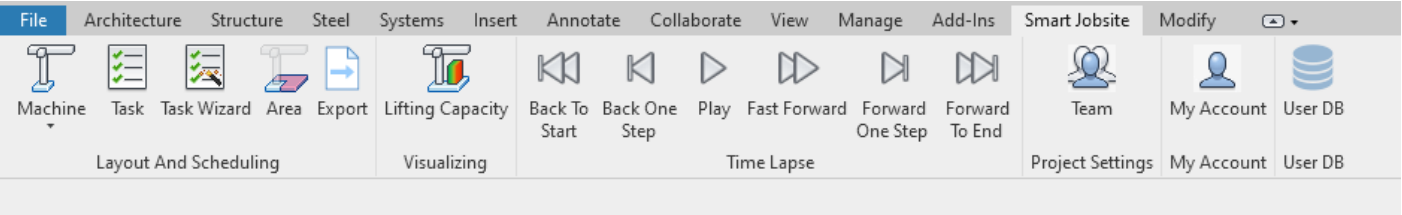


User database

How to manage the user database

The user database contains all the user informations like load charts, rigging type, ...


Under the Smart Jobsite tab you can click on the User DB button



You will have acces to the following panel

User DB

×

 User Database

Crane

⬆

Brand

▼


Rigging

⬆

▼

Under crane you can create/edit/delete load charts and crane engines properties.

User DB
✕


User Database

Crane
⬆

Brand
Terex

Model
CTT 332-16

Engines
⬆

	Acceleration	Deceleration	Max. Speed
Lifting	1 m/s ²	1 m/s ²	5 m/s
Slewing	1 °/s ²	1 °/s ²	5 °/s
Trolley	1 m/s ²	1 m/s ²	5 m/s

Load Chart
⬆

Jib Length
25 m

Fall
2

Calculation
Linear

Load Chart

Radius (m)	Capacity (t)
5	15
10	15
20	12
25	10

Under rigging you can create/edit/delete rigging types

Rigging



New Rigging



Name

New Rigging

Weight (kg)

0.00



Number Of Lifting Points

1



Description



Drop files here (JPG, PNG)

Select File

Revision #1

Created 1 December 2020 22:31:00 by Kevin

Updated 1 December 2020 22:38:24 by Kevin